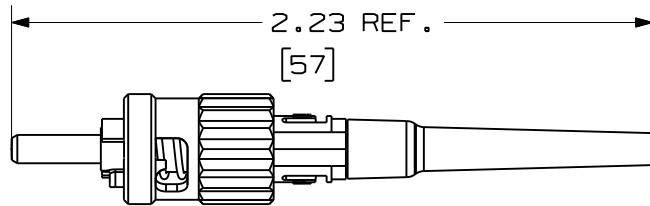
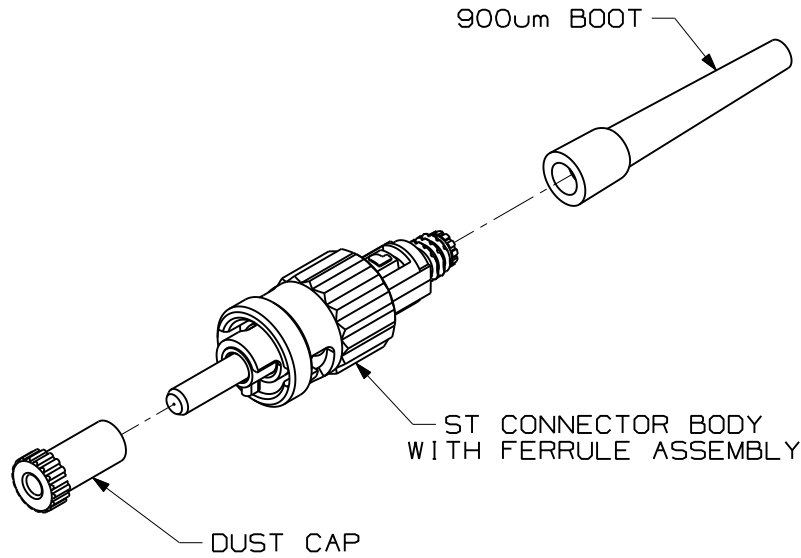


THIS COPY IS PROVIDED ON A RESTRICTED BASIS AND IS NOT TO BE USED IN ANY WAY DETRIMENTAL TO THE INTERESTS OF PANDUIT CORP.

NOTES:

1. SEE CATALOG FOR ADDITIONAL COMPONENTS INCLUDING TOOLKITS AND 1.6/2.0mm AND 3mm BOOT UPGRADES.
2. CONNECTORS ACCEPT 50/125 OR 50/125 900um BUFFERED GLASS OPTICAL FIBER.
3. MATERIALS:
CONNECTOR BODY/HARDWARE: NICKEL-PLATED ZINC
BOOTS: THERMOPLASTIC RUBBER
FERRULE: POLYMER
4. COMPLIES WITH THE FIBER OPTIC PERFORMANCE REQUIREMENTS AS SPECIFIED BY TIA/EIA-568-B.3.
5. COMPATIBLE WITH TIA-EIA-604-2 (FOCIS-2).
6. ALL MATERIALS AND COMPONENTS USED MUST MEET THE MATERIAL RESTRICTIONS OF RoHS, (EUROPEAN DIRECTIVE 2002/95/EC ON THE RESTRICTION OF HAZARDOUS SUBSTANCES) AS PROPOSED BY THE RoHS TECHNICAL ADAPTATION COMMITTEE.
7. DIMENSIONS IN BRACKETS ARE METRIC [mm]



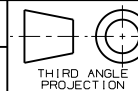
PANDUIT PART NUMBER	APPLICATION	PACKAGE QUANTITY
NKFSTMPC6E1	62.5/125 OM1	1 PER BAG 10 PER BOX
NKFSTMPC5BL	50/125 OM2	
NKFSTMPC6E1-C	62.5/125 OM1	100 PER BAG
NKFSTMPC5BL-C	50/125 OM2	

REV	DATE	BY	CHK	DESCRIPTION	ECN	R	CUST	SUP	OTH
R	12-21-09	EFK		RELEASED TO PRODUCTION	01302-69				

NETKEY OPTICAM ST CONNECTOR
CUSTOMER DRAWING



PANDUIT™
CORP.
TINLEY PARK, ILL 60477



THIRD ANGLE
PROJECTION
DRAWN BY
EFK

DATE
12-21-09

CHK'D

ALL DIMENSIONS ARE GIVEN IN INCHES
UNLESS OTHERWISE SPECIFIED.
DIMENSIONAL TOLERANCES ARE:
(.X) ±.03 (0.8) ANGLES
(.XXX) ±.010 (0.3)

MATERIAL

DRAWING FILENAME
M01302AF_DC/00A

SCALE
NONE

PART NO.
NKFSTMPC***
NKFSTMPC***-C

DRAWING NO.
01302-69

SIZE
A